



The Girl I Left Behind Me

{ Intermediate }
{ Couples Mixer }

Music: *The Girl I Left Behind Me* by Jim & Jesse McReynolds

(from the CD *The Original Bluegrass Spectacular!*, CMH Records CD-5902)

Choreography: Buster Green, 30520 Huntington Circle, Bulverde TX 78163 Ph:(830) 980-3600

Note: There must be an even number of couples for the Chinese Fan in Part C. Couples start in a big circle, ladies on the right, inside hands joined, and facing LOD (CCW around the circle). Wait 8 beats for the intro.

PART A: (64 beats)

Fiddle /	DS ^(xif)	DS ^(x)	DS	RS	DS	D ^(up)	T ^(ib)	H	BR	SL
Charleston Brush	L	L	L	RL	R	L	L	R	L	R
	&1	&2	&3	&4	&5	&6	&	7	&	8

Football / Triple	DS	K	RS	K	{ California Twirl }	DS	DS	DS	RS
	L	R	RL	R		R	L	R	LR
Repeat All	&1	2	&3	4	{ to face RLOD }	&5	&6	&7	&8

Fiddle, Charleston brush, and football are performed in place. Triple is performed while doing a California Twirl to face RLOD. Repeat sequence to rear. Second time through, instead of Cal Twirl, man moves around in front of lady, facing her and joining right hands (man is now facing CCW around circle, lady is facing CW.) (*California Twirl: Keeping the man's right hand and lady's left hand joined; the man raises his right hand, lady turns under man's raised arm turning left to face rear, man moves around lady turning right to face rear. End beside each other, inside hands joined, facing opposite direction.*)

2 Triple/Kick	DS	DS	DS	K	SL	{ Swing ½ by }	DS	DS	DS	K	SL	{ Swing ½ by }
	L	R	L	R	L	{ the right }	R	L	R	R	L	{ the left }
	&1	&2	&3	&	4		&5	&6	&7	&	8	

2 DS Kick / Fancy Dbl	DS	K	SL	DS	K	SL	DS	DS	RS	RS
	L	R	L	R	L	R	L	R	LR	LR
	&1	&	2	&3	&	4	&5	&6	&7	&8

Repeat All

On 1st triple/kick, couple will join right hands and pull by each other. On 2nd triple/kick, turn ½ by left with the next person, forming a circle with the men facing in and ladies facing out. The DS Kicks and Fancy Double are performed in place. Repeat sequence. (*This is somewhat similar to a right & left grand, with the men progressing CCW around the circle and ladies CW.*). Second time through, on the fancy double men will step up beside the ladies on their right to form couples facing LOD.

PART B: (64 beats)

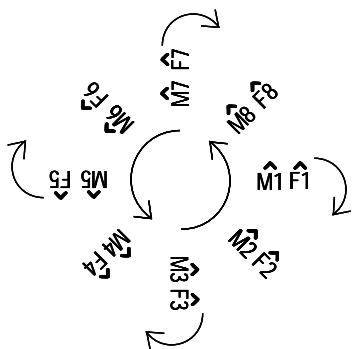
Triple w/Brush /	DS	DS	DS	BR	SL	{ moving }	DS	RS	DS	RS	{ turn out & loop }
2 Basics	L	R	L	R	L	{ forward }	R	L	RL	RL	{ back to face }
	&1	&2	&3	&	4		&5	&6	&7	&8	

2 Dbl Step Brush SL /	DS	BR	SL	DS	BR	SL	{ twist right }	DS	DS	DS	RS	{ star thru to }
Triple	R	L	R	L	R	L	{ then left }	R	L	R	LR	{ face RLOD }
	&1	&2	&	3	&	4		&5	&6	&7	&8	

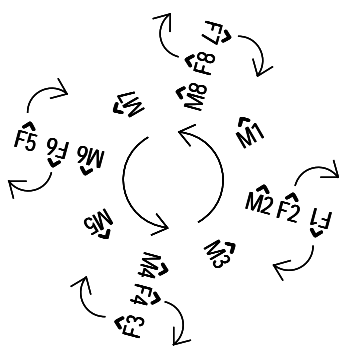
Repeat All (RLOD)

Couples move forward with a triple/brush, then do 2 basics, initially turning away from partner, then looping back in to face each other and joining outside hands. Perform 2 double-step brush slides, twisting slightly right, then left, to avoid kicking each other, then "star thru" with a triple to face RLOD (clockwise). Repeat the entire sequence to end facing original direction (LOD) again (*Star thru: Keep the man's right hand and lady's left hand joined; the man raises his right hand, lady turns under man's raised arm to face to her left, man moves around lady to face to his right. End beside each other, inside hands joined.*)

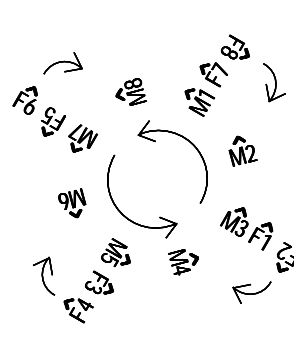
16 Basics: Chinese Fan (perform twice, 8 basics per sequence)



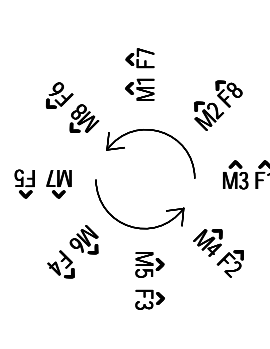
Odd girls roll back
(2 basics)



Take the even girls with them
(2 basics)



Even girls roll back
(2 basics)



Couples move forward
(2 basics)

This is much easier than it looks (and a lot of fun). The footwork is all basics, so you can concentrate on the figure. The guys have it easy, they just move forward continually around the circle, while the girls do all the work (go figure!). The odd girls will roll back to their right (everyone else keeps moving forward), joining right hands with the even girls behind them (2 basics). Continuing to roll to their right and taking the even girls with them, the odd girls will join up with the next guy in line, facing front once again (2 basics). The even girls are now on the outside, facing the rear. Dropping hands with the odd girls, the even girls roll to their right and join up with the next guy, facing front (2 basics.). Now everybody moves forward two basics, and the whole thing repeats one more time. (16 basics total).

PART C: (64 beats)

2 Slurs

DS	SLR _(ib)	DS	BR	SL	DS	SLR _(ib)	DS	BR	SL
L	R	L	R	L	R	L	R	L	R
&1	&2	&3	&	4	&5	&6	&7	&	8

2 Dbl Step Brush SL / Triple

DS	BR	SL	DS	BR	SL	DS	DS	DS	RS
L	R	L	R	L	R	L	R	R	LR
&1	&	2	&3	&	4	&5	&6	&7	&8

Repeat

Couples join hands promenade style (L hands joined underneath R hands). Slur left, then right, & progress forward LOD on DS/BRs & triple. Repeat with opposite footwork. (This is a little like the Schottische)

2 Dbl Step Brush SL

DS	DS	DS	BR	SL	DS	DS	DS	BR	SL
L	R	L	R	L	R	L	R	L	R
&1	&2	&3	&	4	&5	&6	&7	&	8

4 Dbl Step Brush SL

DS	BR	SL	DS	BR	SL	DS	BR	SL	DS	BR	SL
L	R	L	R	L	R	L	R	L	R	L	R
&1	&	2	&3	&	4	&5	&	6	&7	&	8

Repeat

Keeping left hands joined, boy crosses behind girl & does triple/brush to outside of circle (still facing LOD). Lady does triple/brush towards center of circle, while turning to face RLOD. On 2nd triple/brush, drop left hands, slide to left (crossing face-to-face in front of each other) and “catch” right hands. (If you want to get fancy, you can do a 360’ left face spin while crossing in front of each other!) Keeping right hands joined, do 4 DS/BR around each other in a 360’ circle. (Be sure you make it back to your starting point!) Repeat entire sequence – slide to right (lady doesn’t have to turn this time, she’s already facing RLOD), slide to left, and turn 360’. (Lady must turn quickly to face LOD after the 2nd 360’ to start dance over.)

SEQUENCE: A-B-C-A-B.

ENDING: Music starts over, but will begin to fade - just “triple” off the floor.